


**Commonwealth Health Research  
Board (CHRB)**

**2012/2013 Annual Report**



## Commonwealth Health Research CHRB [CHRB] FY 2012/2013 Annual Report

### **Goals and Purposes of the Commonwealth Health Research Board [CHRB]**


The Commonwealth Health Research Board [CHRB or Board] was created by Virginia Code § 23-278 to provide financial support, in the form of grants, donations, or other assistance, for research efforts that have the potential of maximizing human health benefits for the citizens of the Commonwealth. Research efforts eligible for support by the Board shall include traditional medical and biomedical research relating to the causes and cures of diseases as well as research related to health services and the delivery of health care.

More specifically, in accordance with Virginia Code § 23-279, the Board encourages collaborative research efforts among two or more institutions or organizations, gives priority to those research efforts where Board support can be leveraged to foster contributions from federal agencies or other entities, and supports both new research efforts and the expansion or continuation of existing research efforts. CHRB grant recipients, for grant awards made in 1999 through 2004, have leveraged almost \$14.2 million in additional private and federal grant funds to further their research studies. In addition, numerous publications in peer-reviewed scientific journals and periodicals as well as presentations of the data at regional and national scientific meetings have resulted from CHRB grant funded research projects.

The authority to invest and manage the assets of the Commonwealth Health Research Fund [CHRF] and maintain a separate accounting for the CHRF assets are provided to the Virginia Retirement System [VRS] in Virginia Code § 51.1-124.36. Assets of the [CHRF] are pooled with the VRS investment fund which had a total fund value of \$58.5 billion at June 30, 2013. The estimated value of the CHRF as of June 30, 2013 was \$31.4 million. The current asset allocation for the VRS investment fund reflects 44.1% equity, 18.7% fixed income, and 37.2% alternative assets.

Grant funding is calculated by an amount not to exceed six percent of the moving average of the market value of the CHRF calculated over the previous five years or since inception, whichever is shorter, on a one-year delayed basis, net of any administrative fee assessed pursuant to subsection E of § 51.1-124.36<sup>5</sup>. That amount may be expended in a calendar year for any purpose permitted by the CHRB/CHRF's governing statutes.


Since its inception, the CHRB has made 149 grant awards totaling \$11.5 million in grant funding to institutions of higher education and other not-for-profit or nonprofit organizations that conduct health, or health related research in Virginia. When the required 33% matching funds are added to the CHRB funded amount, the cumulative funding totals approximately \$16.5 million for health research in Virginia. More detailed information is provided by year in the chart below. For a description of past CHRB grant awards and abstracts, please visit our website at [www.chrb.org](http://www.chrb.org).



Commonwealth Health Research CHRB [CHRB]  
FY 2012/2013 Annual Report

**Executive Summary of FY 2012/2013 Grant Process:**


ID#	Institution/Organization	Concept Papers Received	Concept Papers Reviewed	Full Proposals Requested	Presentations	Grant Awards
204	College of William and Mary	1	1	0	0	0
207	University of Virginia	15	11	4	3	2
208	Virginia Polytechnic Institute and State University	14	13	3	2	1
211	Virginia Military Institute	1	1	0	0	0
221	Old Dominion University	2	2	1	0	0
236	Virginia Commonwealth University	14	10	6	1	1
247	George Mason University	10	9	5	1	2
274	Eastern Virginia Medical School	15	13	6	4	1
311	Mary Baldwin College	1	1	1	1	0
319	Ferrum College	1	0	0	0	0
322	Bluefield College	1	1	0	0	0
323	Randolph-Macon College	1	1	0	0	0
387	Shenandoah University	1	1	0	0	0
804	Carilion Medical Center	3	3	2	2	1
811	McGuire Research Institute	1	1	0	0	0
840	INOVA Health System	1	1	0	0	0
904	Lions Eye Institute	2	2	0	0	0
	<b>Total</b>	<b>84</b>	<b>71</b>	<b>28</b>	<b>14</b>	<b>8</b>



Commonwealth Health Research CHRB [CHRB]  
FY 2012/2013 Annual Report

**CHRF Historical Funding**

Grant Year	Total Grant Awards	Number of New Grant Awards	Number of Ongoing Grant Awards [Year 2]	CHRB Grant Awards	Grantee Matching Funds	Total Project Funds
1999	9	9	0	\$597,377	\$278,808	\$876,185
2000	11	11	0	\$718,542	\$430,738	\$1,149,280
2001	13	13	0	\$825,590	\$341,680	\$1,167,270
2002	12	12	0	\$718,382	\$344,603	\$1,062,985
2003	8	8	0	\$509,806	\$199,999	\$709,805
2004	14	10	4	\$887,914	\$376,735	\$1,264,649
2005	10	6	4	\$755,436	\$304,409	\$1,059,845
2006	12	9	3	\$954,058	\$451,983	\$1,406,041
2007	12	7	5	\$1,105,585	\$512,493	\$1,618,078
2008	12	8	4	\$1,102,030	\$446,400	\$1,548,430
2009	8	2	6	\$734,390	\$310,338	\$1,044,728
2010	9	7	2	\$775,105	\$312,808	\$1,087,913
2011	11	5	6	\$1,061,644	\$397,212	\$1,458,856
2012	8	6	2	\$799,746	\$327,186	\$1,126,932
<b>Cumulative Total</b>	<b>149</b>	<b>113</b>	<b>36</b>	<b>\$11,545,605</b>	<b>\$5,035,392</b>	<b>\$16,580,997</b>




Commonwealth Health Research CHRB [CHRB]  
FY 2012/2013 Annual Report

### Comparison of Success Rates

Based upon a six-year average, success rates from Step 1: the submission of a concept paper to being awarded CHRB grant funding is 9%. Success rates from Step 1, the submission of a concept paper to Step 2, submission of a full proposal to Step 3, presentation of the full proposal to the Board to receiving a CHRB grant award, varies from year to year. The chart below provides success statistics for the last 6 years.

Grants Cycle	Step 1: Concept Papers submitted	Step 2: Full Proposals requested	% success Full Proposals	Step 3: Full Proposals Presented	% success Presentations	New Grant Awards*	% success Awards	From Step 1 to Awards
2012/2013	84	28	33%	14	50%	6	43%	7%
2011/2012	76	24	32%	13	54%	5	38%	7%
2010/2011	73	22	30%	11	50%	7	64%	10%
2009/2010	54	23	43%	6	26%	2	33%	4%
2008/2009	67	29	43%	15	52%	8	53%	12%
2007/2008	61	23	38%	15	65%	7	47%	11%
Cumulative from 2007/2008 to 2012/2013 [Six Year total]	415	149	36%	74	50%	35	47%	8%
Cumulative from 2007/2008 to 2012/2013 [Six Year average]	69	25	36%	12	50%	6	50%	9%


\*Please note: This chart excludes two-year grant awards that are approved for Year 2 funding.



Commonwealth Health Research CHRB [CHRB]  
FY 2012/2013 Annual Report

**FY 2012/2013 CHRB Grant Awards**

Principal Investigator	Submitting Institution/ Organization	Grant Award \$	Recipient Matching \$	Total Project Funds	Grant Title
Stuart Berr, PhD #207-04-12	University of Virginia	\$ 100,000	\$ 33,000	\$ 133,000	Development of Biomarkers that Target Tumor Associated Macrophages
Michael Boyd, MD #804-01-12	Carilion Medical Center	\$ 99,753	\$ 39,270	\$ 139,023	Genetic Reassessment after Induction in Advanced Non-small Cell Lung Cancer
Maria Belen Cassera, PhD #208-03-12	Virginia Polytechnic Institute and State University	\$ 99,993	\$ 59,596	\$ 159,589	Development of Novel Broad-Spectrum Chemotherapeutics against bacteria and protozoa
Raymond Colello, D.Phil. #236-04-12	Virginia Commonwealth University	\$ 100,000	\$ 33,000	\$ 133,000	Enhancing Axon Regeneration and Quality of Life Following Spinal Cord Injury
Robin Couch, PhD #247-01-12	George Mason University	\$ 100,000	\$ 47,250	\$ 147,250	Neuroprotection and Alzheimer's Disease: Mapping the Induction of Nerve Growth Factor
Alireza Hosseini, MD #274-13-12	Eastern Virginia Medical School	\$ 100,000	\$ 33,000	\$ 133,000	Role of Nitric Oxide Synthase and Cytokines in the Development of Retinopathy of Prematurity
Molly Hughes, MD, PhD #207-03-11	University of Virginia	\$ 100,000	\$ 33,000	\$ 133,000	Development of Novel Antimicrobial Agents for Multi-Drug Resistant Bacterial Pathogens
Kylene Kehn-Hall, PhD #247-08-11	George Mason University	\$ 100,000	\$ 49,070	\$ 149,070	BTK induction by HIV: implications for therapeutics
		\$ 799,746	\$ 327,186	\$ 1,126,932	Total



Commonwealth Health Research CHRB [CHRB]  
FY 2012/2013 Annual Report

**Virginia Retirement System [VRS] Reports:**


Dan Whitlock, CFA, CAIA, has replaced Kenneth C. Howell, as the Director of Global Equity for the Virginia Retirement System (VRS) and will serve as the VRS representative to the Board.

The authority to invest and manage the assets of the Commonwealth Health Research Fund [CHRF] and maintain a separate accounting for the CHRF assets are provided to the Virginia Retirement System [VRS] in Virginia Code § 51.1-124.36. Assets of the [CHRF] are pooled with the VRS investment fund which had a total fund value of \$58.5 billion at June 30, 2013. The estimated value of the CHRF as of June 30, 2013 was \$31.4 million. The current asset allocation for the VRS investment fund reflects 44.1% equity, 18.7% fixed income, and 37.2% alternative assets.

**Grant Funding Available for FY 2012/2013 CHRB Grant Awards**

Grant funding available for FY 2012/2013 amounts to \$28,173,972. This amount is the average market value of the prior five calendar years. Administrator Pace provided scenarios ranging from 3.2% to 6.0% and the respective grant funding available for grant awards [minus VRS and CHRB administrative expenses].

Summary by Calendar Year	Beginning Balance	Market Value
January 1 - December 31,2006	Year 1	\$31,189,661
January 1 - December 31,2007	Year 2	\$32,807,479
January 1 - December 31,2008	Year 3	\$22,749,283
January 1 - December 31,2009	Year 4	\$25,803,429
January 1 - December 31,2010	Year 5	\$28,320,007
	Average Market Value	\$28,173,972



Commonwealth Health Research CHRB [CHRB]  
FY 2012/2013 Annual Report

**Commonwealth Health Research Board Fiscal Reports:**

**FY 2012/2013 Approved Budget and Final CHRB Expenses [through June 30, 2013]**

The Board approved CHRB Administrative Budget for FY 2012/2013 amounted to \$169,865. Based upon the Commonwealth Accounting and Reporting System [CARS], CHRB expenses for FY 2012/2013 amounted to \$178,933.16. The majority of the difference of \$9,068.36 is attributed to expenses related to:

Object/ Subobject	Description	Approved FY 2012/2013 Admin Budget	FINAL FY 2012/2013 Expenses [as of 06/30/13]	FY 2012/2013 Difference between budget and expenses	Reason for Difference
1111 1112 1114 1115 1116 1117 1123 1138	CHRB Administrator Salary and Benefits	\$116,064.80	\$ 119,534.40	\$ 3,469.60	This overage is attributed to payment for services, provided in FY 2012/2013 but paid for in FY 2013/2014. There was also a change in the benefit rates in some categories after the FY 2012/2013 budget was approved by the Board.
1244	Management Services [Dr. James O'Donnell]	\$ 14,800.00	\$ 19,116.00	\$ 4,316.00	Of the total expense amount of \$19,116: [1] \$2,129 is for services provided in FY 2012/2013 but paid for in FY 2013/2014; and [2] July/August 2012 expenses were related to the Disease/Research Area Project [\$2,116].
1312 1313	Office Supplies, Stationary and Forms	\$ 2,000.00	\$ 4,097.92	\$ 2,097.92	Increase attributed to: [1] dissemination of more printed materials to Board; [2] printer drum for Brother Printer; [3] printing of envelopes with CHRB logo; [4] increase cost of binders and tab dividers for notebooks.

While the administrative expenses exceeded the administrative budget, there was a sufficient cash balance to absorb these expenses. The cash balance at 2012/2013 fiscal year end amounted to \$124,435.80. FY 2012/2013 grant disbursements totaled \$ 803,179.77 with the majority of the funds being disbursed in July 2012 for initial grant payments.





Commonwealth Health Research CHRB [CHRB]  
FY 2012/2013 Annual Report

**FY 2012/2013 Accomplishments and Activities**


**Research/Disease Area Project:** In response to a request from the Board regarding the total number of CHRB grant awards categorized by disease or research area, Scientific Reviewer, Dr. James O'Donnell and CHRB Administrator, Anne Pace, initiated a project to categorize and summarize all CHRB grant awards from 1999 to 2012. This process began with a review of the project summary for each grant award to confirm or define the disease or research area. An expanded definition was added to provide greater detail. For example:

Key Codes	Disease/Research Area	Expanded Definition
CA	Cancer	Genetic abnormalities in advanced lung cancer

The Disease/Research areas, key codes for each Disease/Research area, and the cumulative number of grant awards from 1999 to 2012 by Disease/Research area were provided to the Board. These statistics will be updated annually. Beginning with the FY 2013/2014 grants process, scientific and technical review summary forms will include the Disease/Research Area and an expanded definition for each grant application. This information should be helpful to the Board as they make decisions regarding future grant awards.

Based upon some Board discussion, the following changes were made to the key codes:

Key Codes	Disease/Research Area	Revised Key Codes	Revised Disease/Research Area
HC	Health Care Research and Delivery	HC	Health Services Research
OG	Obstetrics/Gynecology	WE	Women's Health
PE	Pediatrics	PE	Reclassify category [will be reflected in other categories]



Commonwealth Health Research CHRB [CHRB]  
FY 2012/2013 Annual Report

**Virginia Public Records Management: Retention and Disposition Schedule for CHRB Records:** Anne Pace, CHRB Administrator, has been working with the Library of Virginia to develop a retention and disposition schedule for CHRB Records, both currently in hard copy and electronic format. This plan will allow for a five-year retention period, after the end of research or in accordance with the contract/grant agreement. All hard copy files will be scanned for retention.

**CHRB Audit for fiscal years 2010/2011 and 2011/2012:**


The Auditor of Public Accounts [APA] provided the following audit summary for the Commonwealth Health Research Board:

- proper recording and reporting of all transactions, in all material respects, in the Commonwealth Accounting and Reporting System;
- no matters involving internal control and its operation necessary to bring to management's attention; and
- no instances of noncompliance with applicable laws and regulations or other matters that are required to be reported.

**Significant changes to the CHRB Grant Guidelines and CHRB Policies and Procedures:**

[1] Emphasis will be placed on an initial administrative review of all Concept Paper submissions and if applicable, Full Proposal submissions to determine compliance with the CHRB Grant Guidelines and CHRB Policies and Procedures. Noncompliance with any of the requirements from either the CHRB Grant Guidelines or the CHRB Policies and Procedures will result in the Concept Paper submission and if applicable, the Full Proposal submission not receiving a full scientific review. The CHRB Administrator will have the authority to notify the Principal Investigator with a copy to the institutional official or the organization's representative that the Concept Paper submission and if applicable, the Full Proposal submission will not receive a full scientific review and provide the basis for that administrative decision.

[2] The checklist for both the Concept Paper and Full Proposal submissions will be expanded to include all information that must be provided with the Concept Paper submission and the Full Proposal submission. The Concept Paper checklist and if applicable, the Full Proposal checklist for Full Proposals requested by the Board must be included with each respective submission to confirm that all required items have been included.



Commonwealth Health Research CHRB [CHRB]  
FY 2012/2013 Annual Report

**Commonwealth Health Research Board Members**

Robert S. Call, M.D., Chairman  
George E. Broman, M.D., Vice Chairman  
L. Matthew Frank, M.D.  
Fred T. Hadeed  
Cynda A. Johnson, M.D., M.B.A.  
Cynthia Keppel, Ph.D.  
Karsten F. Konerding, M.D.

**Commonwealth Health Research Board Administrator**

Anne C. Pace, M.P.A.  
Commonwealth Health Research Board  
101 N. 14<sup>th</sup> Street, 2<sup>nd</sup> Floor  
Richmond, Virginia 23218-1971  
804.371.7799